




## Pneumatic Metering Pumps



### Pneumatic Pumps

### Pneumatic Specialty Pumps



***There Ain't No Better Pump!  
Neaux!***

**[www.siderwinderpumps.com](http://www.siderwinderpumps.com)**

## Our Mission

Sidewinder is a quality driven market leader providing state of the art metering solutions for chemical treatment applications. Our expertise and commitment to exceeding industry standards provides exceptional products for the chemical treatment market. We measure success by the value our product brings to meeting your chemical treatment needs.

## Our Purpose

At Sidewinder Pumps, we are committed to act with integrity, to be the leader in providing solutions in our market. We are focused on providing consistent, high-performance products by investing in our people and new technologies to deliver superior metering solutions with unequalled customer support and service.



Paul George, President




### 42/62/82 Series

Grease Lubricated  
Plunger Packing

Flows to 275 QPD  
Pressure to 10,000 PSI

TM



### 40/60/80 Series

Grease Lubricated  
Plunger Packing

Flows to 360 QPD  
Pressure to 3,500 PSI

TM

*Sidewinder Pumps Inc. asserts trademark rights in and to the distinctive appearance of Sidewinder Model 40, 42, 60, 62, 80 and 82 pumps.*



## Pneumatic:

### 164 Series

Flows to 680 QPD  
Pressure to 2,400 PSI



### Walking Beam Pump

WB4 - 1/4" diameter plunger  
WB8 - 1/2" diameter plunger



### 164CR Series

Flows to 935 QPD  
Pressure to 2,400 PSI



### 44/64/84 Series

Flows to 120 QPD  
Pressure to 10,000 PSI



## Specialty:



### 42/62/82 E Series Pump

Micrometer Stroke Adjuster feature  
with graduated scales for precise flow  
control.

Flows to 275 QPD  
Pressure to 10,000 PSI  
Available in 1/4", 3/8", & 1/2" diameter  
plungers



### 42/62/82 Gas Recovery Series Pump

Available in 1/4", 3/8" & 1/2"  
diameter plungers.  
Contact Factory for  
pump sizing

TM

(Background image: Sidewinder 316SS pump chambers)



## Pump Options

### Z-lip

Sidewinder introduces new extreme Viton Z-lip plunger seal. TG body with extreme Viton (fluorocarbon) soft lip. For use with aromatics, solvents, & aggressive chemicals.

### Controller Relay (CR)

The Controller Relay for 4" pneumatic pump models increases volume 40-45% & uses the standard Sidewinder Timer for precise flow control. 316SS construction. Contact factory for retrofit applications.

44/64/84 Series  
Flows to 220 QPD  
Pressure to 10,000 PSI



### Seals

We offer two plunger seal arrangements, one piece Uniseal and O-ring with back up rings. With over 10 elastomer offerings, Sidewinder Pumps can meet your chemical compatibility needs. Sidewinder Pumps also provides plunger seals in customer specified materials of construction.



### Plungers

Plungers come standard in 17-4 SS with options in 316 SS, Chrome Plated, Electroless Nickel Plated, 440C SS, Ceramic, Titanium and Hastelloy. Ceramic plungers carry a lifetime warranty against breakage and wear. Sidewinder Pumps also provides plungers in customer specified materials of construction.



### Wet End


Wet End components come standard 316 SS material of construction on pump chamber and check valves. Titanium and Hastelloy material of construction available for aggressive chemical applications. Check Valves available with Ceramic balls.



### S.E.T.

Solar Electric Timer can be used with Sidewinder or other pneumatic chemical metering pumps to improve accuracy.

Rates from 1 to 60 SPM  
Rates from 1 to 60 SPH  
Very low & precise flow rates



## Accessories


### F4-150 Filter

Air, gas or liquid chemical filter, 1/4 inch NPT 316 SS construction, 20 & 40 Micron Polyethylene filter element available. Excellent for methanol service.



### LC-4S Line Check

1/4 inch FNPT inlet connection & 1/4 inch MNPT outlet connection, 2 piece construction—repairable. 316 SS Body and Internal Components with Teflon O-ring seat, MAWP 10,000 PSI



(Background image: Sidewinder 316SS check valves)

## Standard Features:

### Control Valve

With very little frictional contact, Sidewinder provides a control valve that leaves you with no sticking and minimal wear. With this low maintenance design, there are no U-cups to grease and piloted fitting parts prevent misassembly. All 316SS construction is also corrosion resistant.

### Timer Control

There's no need to reset the knob with our unique timer control which allows for continuous speed adjustment.

### Stroke Length Adjuster

Precise volume adjustment is provided.

### Powerhead

316SS construction standard provides excellent corrosion resistance.

### Lockscrew Mounting Configuration with Grooved Mounting Flange\*

Three stainless steel lockscrews are equally spaced to secure powerhead mounting and provide 360 degree orientation.

*\* For Models 40, 42, 60, 62, 80 and 82.*

### Multiple Seal and Plunger Options

Sidewinder offers a wide variety of seal and plunger options to handle your specific chemical pumping needs. We eliminate the need for a backup ring with one-piece U-cup seals. A mirror smooth plunger also extends seal life while providing excellent sealing. Ceramic plungers come with a lifetime warranty against breakage and wear.

### Pump Chamber and Check Valves

316SS construction standard with Hastelloy and Titanium options also available. Discharge check valve has a special design to prevent backseating and is easy to repair when necessary.



**There ain't no better pump**

107 Commission Blvd., Lafayette, LA 70508  
P.O. Box 80769, Lafayette, LA 70598-0769  
(337) 235-9838 / Fax (337) 235-9852  
[www.sidewinderpumps.com](http://www.sidewinderpumps.com)

Distributed by

(Background image: Sidewinder model 42 pump head)



## Pump Models and Specifications:

### Plunger Pumps

| Series Number                      | 40        | 42*       | 44(CR**)  | 60        | 62*       | 64(CR**)  | 80        | 82*       | 84(CR**)  | 164(CR**) |
|------------------------------------|-----------|-----------|-----------|-----------|-----------|-----------|-----------|-----------|-----------|-----------|
| Plunger Size                       | 1/4"      | 1/4"      | 1/4"      | 3/8"      | 3/8"      | 3/8"      | 1/2"      | 1/2"      | 1/2"      | 1"        |
| Piston Size                        | 1.25"     | 2.25"     | 4.00"     | 1.25"     | 2.25"     | 4.00"     | 1.25"     | 2.25"     | 4.00"     | 4.00"     |
| Amplification Ratio                | 25:1      | 80:1      | 240:1     | 11:1      | 36:1      | 110:1     | 6.25:1    | 20:1      | 60:1      | 16:1      |
| Supply Pressure (PSI)              | 15-150    | 10-150    | 10-150    | 15-150    | 10-150    | 10-150    | 15-150    | 10-150    | 10-150    | 10-150    |
| Discharge Pressure (PSI)           | 0-3,500   | 0-10,000  | 0-10,000  | 0-1,600   | 0-5,400   | 0-10,000  | 0-935     | 0-3,000   | 0-9,000   | 0-2,400   |
| Max. Full Strokes/Min.             | 60        | 55        | 35(55)    | 60        | 55        | 30(55)    | 60        | 55        | 30(55)    | 40(55)    |
| Output Volume (QPD)                | 90        | 70        | 30(50)    | 200       | 155       | 67(122)   | 360       | 275       | 120(220)  | 680(935)  |
| Suction-Discharge Size (MNPT-FNPT) | 1/4"-1/4" | 1/4"-1/4" | 1/4"-1/4" | 1/2"-1/4" | 1/2"-1/4" | 1/2"-1/4" | 1/2"-1/4" | 1/2"-1/4" | 1/2"-1/4" | 3/4"-1/2" |

\*Applies to all 2.25" models (42, 62, 82) S.E.T. & E Series. G.S. derate 25%

\*\*Applies to all 4" models (44, 64, 84, 164) CR Series.

### Walking Beam Pumps

| Model Number             | WB-4             | WB-8             |
|--------------------------|------------------|------------------|
| Plunger Size             | 1/4"             | 1/2"             |
| Discharge Pressure (PSI) | 0-3,000          | 0-1,000          |
| Maximum Output (QPD)     | Strokes/Min. x 1 | Strokes/Min. x 4 |
| Inlet Connection         | 1/4" MNPT        | 1/2" MNPT        |
| Outlet Connection        | 1/4" MNPT        | 1/4" MNPT        |

Designed to inject metered amounts of chemicals into pressurized systems, the Sidewinder pump features a lightweight, compact design for easy maintenance and repair. Providing a product of excellence is the goal of each Sidewinder employee.



\*\*This document replaces any & all documents prior to this date.\*\* 05-30-17